

**EDGEWOOD INDEPENDENT
SCHOOL DISTRICT**




BRAND GUIDELINES

Updated May 2022

Table of Contents

Brand Guidelines

01	Brand Story
02	Logo Guidelines
03	Color Guidelines
04	Typography Guidelines
05	Contact Us



PURPOSE

The purpose of this Brand Style Guide is to serve as a guidepost for creating a consistent brand for all Edgewood Independent School District (EISD) employees and stakeholders. The Edgewood ISD School Board created the district mission and vision statement to serve as a guidepost for all employees. They remind us the WHY of what we do each day. Please ensure that if you use either statement on a document, that the order and style remain the same.

MISSION

Edgewood ISD provides an exceptional learning experience that engages, empowers, and prepares students to compete and reach their highest potential in an ever-changing World.

VISION

For every child, success in life. Edgewood Proud!

EDGEWOOD INDEPENDENT SCHOOL DISTRICT

OUR
BRAND STORY

OUR CORE VALUES

Be a Leader of the P.A.C.

PROFESSIONALISM

ACCOUNTABILITY

COMMUNICATION

EDGEWOOD INDEPENDENT SCHOOL DISTRICT

OUR
LOGO
GUIDELINES

LOGO USAGE

A logo can make the first impression on your audience. It can invoke a specific feeling or memory. Edgewood Independent School District has rebranded itself throughout the years to best reflect the current stakeholders. Moving forward, Edgewood ISD uses the following logos for all official district business:





LOGO ON LIGHT BACKGROUNDS

Should be used when the background color is light enough that the burgundy logo is easier to see than the white logo.



LOGO ON DARK BACKGROUNDS

Should be used when the background color is dark enough that the white logo is easier to see than the burgundy logo.

IMPROPER LOGO USAGE



Please do not use low-quality images or “copy and paste” or screenshot images from previous projects.




Please do not stretch or crush the dimensions of the logo.



To ensure the best quality, download our high-resolution logos from the [branding page](#).

IMPROPER LOGO USAGE

The old "Globe" logo may no longer be used for official district items.



What to do with items that contain the old logos:

- Please dispose of any replaceable items that contain this logo (pens, mugs, car decals, etc.).
- Keepsakes like awards, sentimental or historically valuable items, etc. are permissible.
- If you notice larger district-owned items (district signs, rugs, etc.) with an old logo on them, please notify Elvis Williams, Executive Director of Operations, and his team to find a replacement.
- We ask that you refrain from wearing clothing with the old logo while on duty. If the old logo is still a part of your daily uniform, please discuss replacing it with your supervisor.

To ensure the best quality, download our high-resolution logos from the [branding page](#).

EDGEWOOD SEAL USAGE

Edgewood Seal



When to use the Edgewood Seal:

- The EISD Seal may be used by the Office of the Superintendent and the EISD School Board for official documents.
- On rare occasions, the Edgewood Seal may be used when the official EISD logo does not fit a crucial item's dimensions.
- **Permission to use the Edgewood Seal must be granted by the EISD Marketing and Communications Department.**



To ensure the best quality, download our high-resolution logos from the [branding page](#).

EDGEWOOD INDEPENDENT SCHOOL DISTRICT

OUR
COLOR
GUIDELINES

OUR COLOR PALETTE

The following colors are the approved District colors to use for all printing, digital, and other branding purposes. The Edgewood burgundy should be used as the primary, centrally-focused color while the gold and white are used secondarily as accent colors.

HEX CODE: #620E14		RGB: 98 14 20		HEX CODE: #BA8D20		RGB: 186 141 32		HEX CODE: #F5F4F0		RGB: 244 245 240	
PANTONE: 1815 C		CYMK: 0, 86, 80, 62		PANTONE: 1255 C		CYMK: 0, 24, 83, 27		PANTONE: White C		CYMK: 0, 0, 0, 0	
											

EDGEWOOD INDEPENDENT SCHOOL DISTRICT

OUR
TYPOGRAPHY
GUIDELINES

OUR FONTS

Garamond

a b c d e f g h i j k l m n o p q r s t u v w x y z

A B C D E F G H I J K L M N O P Q R S T U V W X Y Z

a b c d e f g h i j k l m n o p q r s t u v w x y z

A B C D E F G H I J K L M N O P Q R S T U V W X Y Z

FONT USAGE:

Garamond is the font family that our Edgewood logo is part of. It is a serif font. Many books and magazines are printed in serif fonts. For District use, it is best to use Garamond for printed items and titles and subtitles for online documents.

Times New Roman can be used as a back up.

Calibri

a b c d e f g h i j k l m n o p q r s t u v w x y z

A B C D E F G H I J K L M N O P Q R S T U V W X Y Z

a b c d e f g h i j k l m n o p q r s t u v w x y z

A B C D E F G H I J K L M N O P Q R S T U V W X Y Z

FONT USAGE:

Calibri is best used for online documents. Sans serif fonts, like Calibri, give more space between the letters and make reading on screens easier. Also, it is a compliant font with the Americans with Disabilities Act (ADA).

Open Sans can be used as a back up for Calibri.

FONTS USAGE:

- **OTHER FONTS**

- Other fonts may be used on marketing materials (flyers, postcards, etc.) Please limit fonts to 2 font styles on marketing materials. Use a serif font and sans serif font to complement each other.

- **SIZE**

- Headers/Titles: 20pt or appropriate size for document
- Sub-headers/Subtitles: 16pt or appropriate size for document
- Body Text: 12pt or appropriate size for document

- **COLOR**

- Black should be used for most district official documents (one-pagers, emails, letters to families, contracts, etc.)
 - Dark gray may also be appropriate for some items like PowerPoint presentations, signage, invitations, etc.)
- The white text should be used only when the background is dark enough in contrast. Other colors may be used on marketing materials (flyers, postcards, etc.) Please limit to 3 colors that work well together.

EDGEWOOD INDEPENDENT SCHOOL DISTRICT

OUR
EMAIL
GUIDELINES

EMAIL DESIGN

No matter if you send two emails a week or a hundred in a day, consistency in district email design is key to our brand identity. Consistency—across all departments—is a simple, yet powerful message to families and partners that we are united.

- **The body of your email should abide by the following rules:**

- Calibri font, size 12pt, black ONLY.
- Do not use any colorful background/themes. These distract and are unprofessional.
- Be conservative when using eye-catching elements like *italics*, **bolding**, CAPITALIZATION, highlights, and redlining. These are meant to make it easier for the reader to find important information. If you believe you have a lot of important information, consider sharing it in a separate document or break it up into different sections or paragraphs.

EMAIL SIGNATURES

DISTRICT EMAIL SIGNATURES

Employees not designated to a specific campus will use the following format as their email signature.



John Doe, Jr.

Curriculum Specialist

5358 W. Commerce St.

San Antonio, TX 78237

O: 210-123-4567 | Ext. 0000

M: 210-987-6543

16 pt Calibri, Bolded

14 pt Calibri, Italicized

12 pt Calibri, normal

12 pt Calibri, normal

12 pt Calibri, normal

12 pt Calibri, normal



**Disclaimer information would go here beneath the EISD logo.*

Important Note:

If you need to add a disclaimer, add it as italicized 12 pt Calibri font a couple of spaces under the EISD logo.

EMAIL SIGNATURES

CAMPUS EMAIL SIGNATURES

Employees designated to a specific campus will use the following format as their email signature.



John Doe, Jr.

Curriculum Specialist

5358 W. Commerce St.

San Antonio, TX 78237

O: 210-123-4567 | Ext. 0000

M: 210-987-6543

16 pt Calibri, Bolded

14 pt Calibri, Italicized

12 pt Calibri, normal

12 pt Calibri, normal

12 pt Calibri, normal

12 pt Calibri, normal



**Disclaimer information would go here beneath the EISD logo.*

Important Note:

If you need to add a disclaimer, add it as italicized 12 pt Calibri font a couple of spaces under the EISD logo.


EMAIL SIGNATURES

EMAIL MISTAKES TO AVOID

- Do not use the prefixes Ms. Mrs. Mr. Sra. Sr.
 - The prefix Dr. is acceptable
- Do not use nicknames and quotation marks in the middle of a name.
 - Please use your legal name or the name that business associates know you as
- Do not abbreviate or use acronyms in any part of your title
- Do not add the campus/department name after your title
- Do not use too small or too large of a logo
- Use road abbreviations correctly with a period - St. Rd. Ave. N.W.
- City and State should be styled as San Antonio, TX
- Do not use any decorative background in your email
- Do not use any font colors other than black in your email signature
- Do not add inspirational quotes or campus department goals
- Do not add any necessary images or links
 - a link to your campus website could be appropriate. You can also link your website to your logo

EMAIL SIGNATURES

EMAIL MISTAKES TO AVOID




Mr. Johnathan "Johnny" Doe Jr.
*Curriculum Dir., Dept. of Curriculum
and Learning*



5358 W Commerce St
San Antonio, Tx 78237
O: 210-123-4567 | Ext. 0000

*"An investment in education pays the best interest."
-Benjamin Franklin*



Ms. Jane Doe
Campus A Principal
123 NW Main Street
San Antonio, Tx 78237
O: 210-123-4567 | Ext. 0000



Follow me on social!

EDGEWOOD INDEPENDENT SCHOOL DISTRICT

OUR
TEMPLATES

TEMPLATES

LETTERHEAD

EDGEWOOD
INDEPENDENT SCHOOL DISTRICT
San Antonio
PROFESSIONALISM • ACCOUNTABILITY • COMMUNICATION

Date
Name of Recipient
Address of Recipient

Dear Recipient,

This is where you will compile your letter, request, etcetera. Make sure to reread your letter for any errors. Reading your letter out loud can also pinpoint any awkward sounding sentences. A great online tool is the Hemingway App at <http://hemingwayapp.com/>. Copy and paste your letter into the online editor. It will let you know if your letter is difficult to understand or if you're using a passive voice.

Tab your new paragraphs to help the reader adjust to a new paragraph/thought. Keep your message concise and professional. Give your reader a "Call to Action." Examples include: visiting your website, writing an email, or taking an online survey. You can always thank them again for choosing Edgewood and being a part of the community.

Thank you,
Your Name
Your Title

Edgewood Independent School District
3338 West Commerce Street
San Antonio, Texas 78237

[Download here](#)

ONE PAGER

EDGEWOOD
INDEPENDENT SCHOOL DISTRICT
San Antonio
PROFESSIONALISM • ACCOUNTABILITY • COMMUNICATION

Name
Title
3338 W. Commerce St.
San Antonio, TX 78237
O: 210-000-0000
email@isd.net

Title

Mission Statement
Edgewood ISD provides an exceptional learning experience that engages, empowers, and prepares students for civic and economic success in a rapidly changing world.

Vision Statement
For every child, success in life. Edgewood ISD!

Goal 1 - Focus on students, families and community

- The superintendent will increase communication and visibility between parents, students, teachers, and community regarding the educational journey, school, events, and a comprehensive plan that addresses family resources and social services.
- The superintendent will provide the School Board with a comprehensive communications plan that supports the branding and marketing of the district.
- The superintendent will provide the School Board with a comprehensive plan that addresses safety and security.

This is the body of the one-pager. The body text should be black, Garamond size 12pt. font. The spacing should be 1.15" or 1.5". Spacing after the paragraph should be set to 6 pt. and before the paragraph should be set to 0 pt. The alignment of the body should be set to justified to ensure clean, consistent lines of text.

Ident at the beginning of each new paragraph. Make sure to change the Board/Superintendent goal on the left hand box. The text in the left hand box should be white, Calibri size 10 pt. font

[Download here](#)

POWERPOINT

EDGEWOOD
INDEPENDENT SCHOOL DISTRICT
San Antonio
PROFESSIONALISM • ACCOUNTABILITY • COMMUNICATION

Title (Font 40-60 pt, Calibri, Dark Gray)
Subtitle (Font 24-32 pt, Calibri, Dark Gray)

EDGEWOOD
INDEPENDENT SCHOOL DISTRICT
San Antonio
PROFESSIONALISM • ACCOUNTABILITY • COMMUNICATION

[Download here](#)

CONTACT US

MAILING ADDRESS

5358 W. Commerce St. | San Antonio, Texas 78237

PHONE NUMBER

(210)898-2000



WEBSITE

www.eisd.net



FACEBOOK

EISDofSA



TWITTER

@EISDofSA

